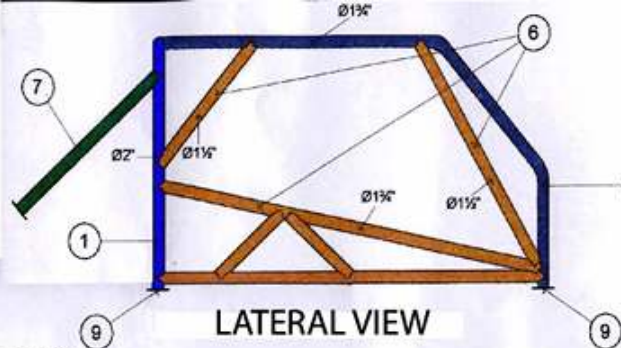
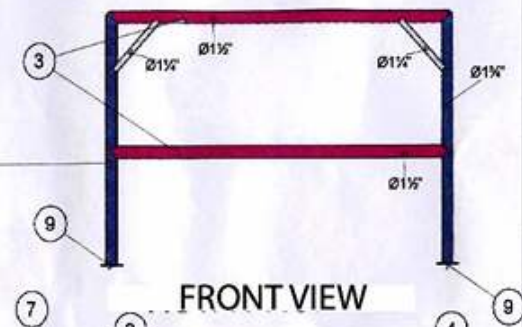


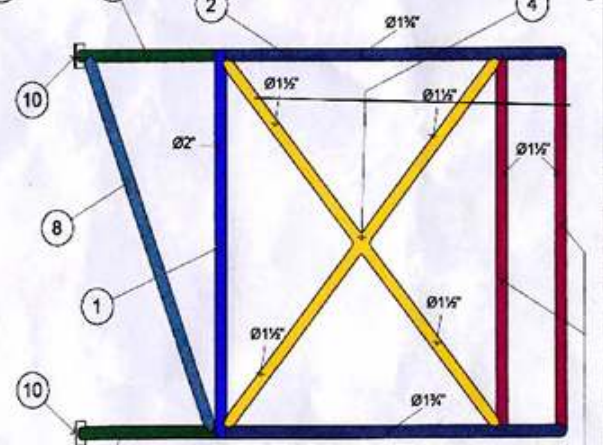
- 1 MAIN ARCH
- 2 LATERAL ARCH
- 3 TRANSVERSAL REINFORCEMENT
- 4 REINFORCEMENT IN UPPER CROSS
- 5 REINFORCEMENT IN BACK CROSS
- 6 HORIZONTAL REINFORCEMENTS OF LATERAL ARCH
- 7 BACK SUPPORT TO BACK FIXTURE OF BODYWORK
- 8 SUPPORT REINFORCEMENT (BACK) TO MAIN ARCH
- 9 BODYWORK FASTENING PLATE IN FLOOR 6" X 6" 5MM (MIN)
- 10 VERTICAL FASTENING PLATE IN BODYWORK 6" X 6" 5MM (MIN)



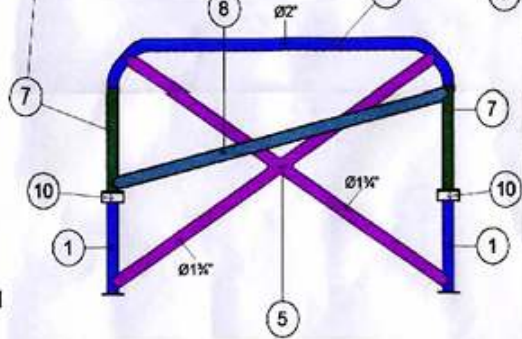
LATERAL VIEW



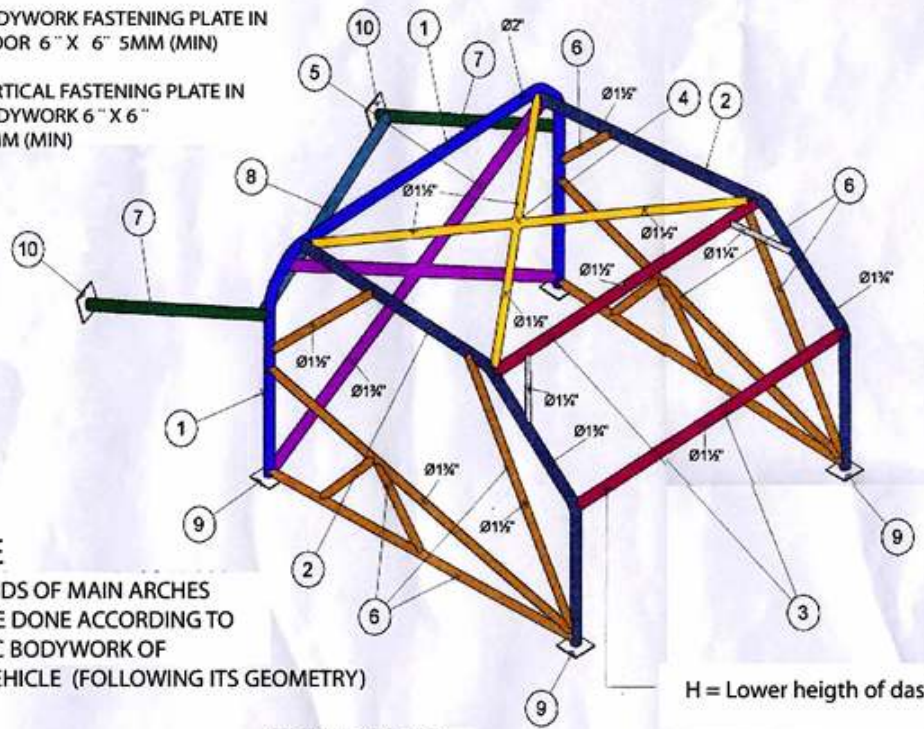
FRONT VIEW



VERTICAL VIEW



REAR VIEW



ISOMETRIC

H = Lower height of dashboard

NOTE
ALL BENDS OF MAIN ARCHES MUST BE DONE ACCORDING TO SPECIFIC BODYWORK OF EACH VEHICLE (FOLLOWING ITS GEOMETRY)